


KOMP-ACT

KLM-G2-40-0F4

Electric Linear Motor.

- ✓ Available in GREEN and GREEN**PLUS**
- ✓ Affordable electric technology to replace pneumatics
- ✓ Highest dynamic performance to dimension & weight ratio
- ✓ No need for fan or heat dissipator
- ✓ Programmable strokes, speed and motion parameter, fully programmable with field bus controller



Linear Motor | KLM-G2-40-0F4

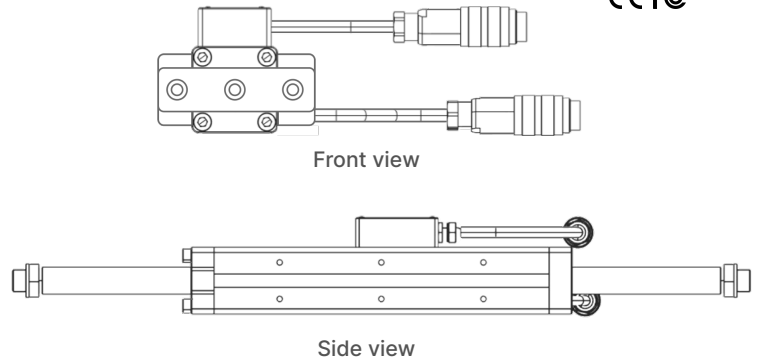
Edition 1 16/09/2022
Subject to alterations



An innovative tubular three-phase low voltage (24/48 V) iron core technology to provide highest dynamic performance in the smallest product footprint. It includes guide rods to provide more stiffness and suppress the rotation of the shaft.

Each model is available in two variants:

- **GREEN** for the most cost sensitive applications requiring standard performance, this model is ideal for pneumatic replacements.
- **GREENPLUS** for higher output applications, to improve either quality of production or production rate.

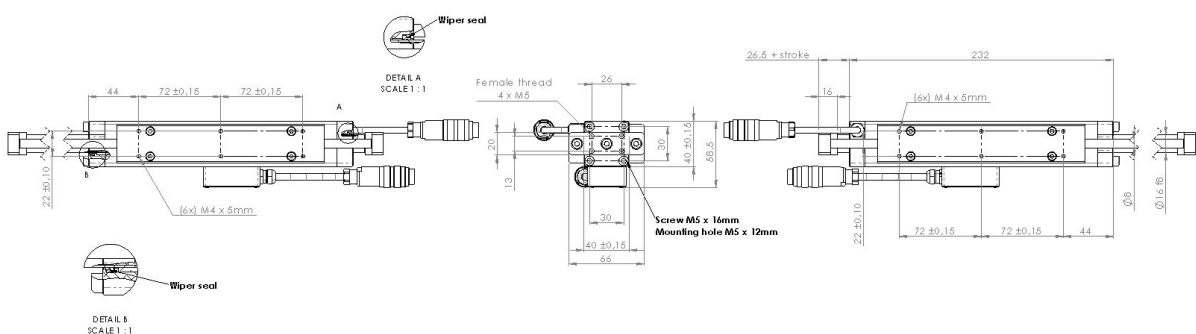


Technical Data

| | GREEN | GREENPLUS |
|---|--|-------------|
| Continuous force, F_c [N] * | 27 | 35 |
| Peak Force, F_p [N] | 60 | 75 |
| Continuous current, I_c [A] | | 2 |
| Peak current, I_p [A] | | 6 |
| Force Constant [N/A] | 10.9 | 13.5 |
| Phase resistance, R_p [Ohm] | 5.4 | 6.6 |
| Repeatability [mm] | | ± 0.150 |
| Accuracy [mm] | ± 1 | ± 0.5 |
| Acceleration, Acc_{max} [m/s ²] | 110 | 140 |
| Max. Average Speed, V_{max} [m/s] | | 2.3 |
| Power supply, DC [V] | | 24 or 48 |
| Operating temperature, T_{op} [°C] | | -20...+45 |
| Thermal Constant [K/W] | 3.31 | 2.23 |
| Slider mass, M_s [g] | 538 + 1 gram X stroke (mm) | |
| Stator body mass, M_T [g] | 825 | |
| Available strokes [mm] | 40, 80, 120, 160, 200, 240, 300, 400 Up to 600 on request | |
| Shaft bushing material | Sintered bronze | |
| Housing Material | Hard-anodized aluminium (aerospace grade) | |
| Shaft Material | Hard chrome plated stainless steel (AISI 316L) | |
| Sensor Technology | Hall Sensor Linear Encoder | |

Drawing / Dimensions

*The maximum force the actuator can apply and stay below a temperature of 60°C.



Operation Performance

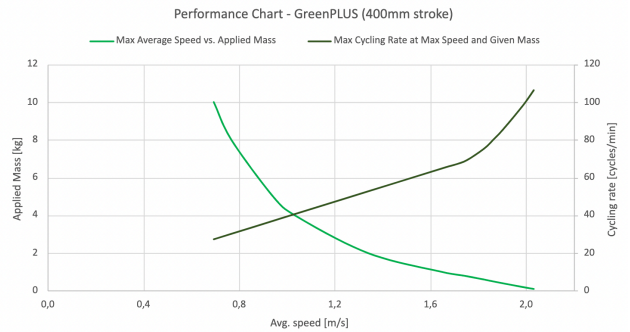
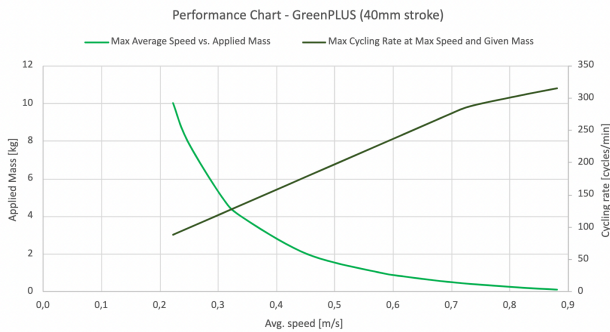
Edition 1 16/09/2022
Subject to alterations

The below GreenPLUS actuators' performance are evaluated considering a mass applied throughout the working cycle and generating an increase of the body temperature of +50°C starting at ambient temperature of 25°C.

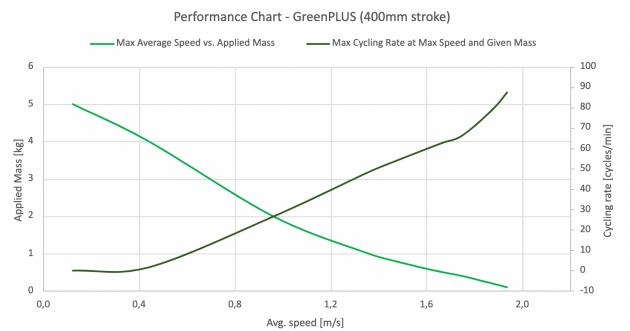
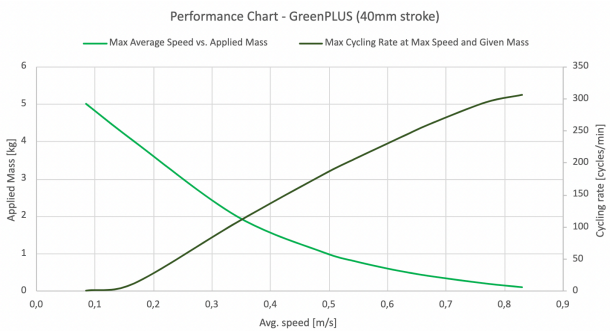
Waiting time 100 ms

Note: the light green graph reads on the left y-axis and the dark green graph reads on the right y-axis.

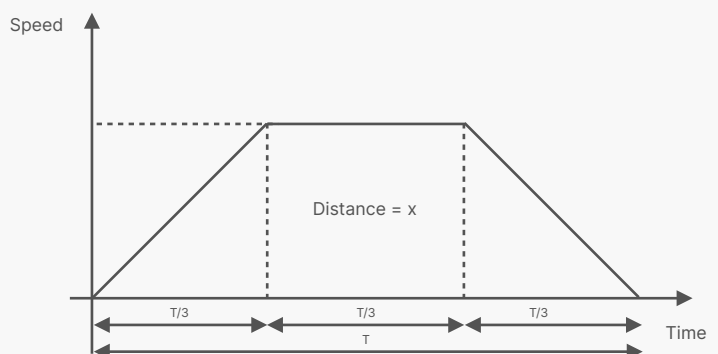
Horizontal Operation



Vertical Operation



Note: The electronic controller used in conjunction with KOMP-ACT actuators automatically calculates the target speed and position profile in function of the desired motion parameters (mass, extension and retraction speed, cycling rate, etc.). The speed profile is trapezoidal and wherever possible the acceleration and deceleration time are equal to the constant speed time ($T_1=T_2=T_3= 1/3$), this profile ensure the max efficiency, thus obtaining the maximum cycling rate for a given applied mass and desired speed.



| | GREEN | GREENPLUS |
|-------------|----------------------|-----------------------|
| Stroke [mm] | Part Number | Part Number |
| 40 | KLM-G2-40-0F4-GR-040 | KLM-G2-40-0F4-GRP-040 |
| 80 | KLM-G2-40-0F4-GR-080 | KLM-G2-40-0F4-GRP-080 |
| 120 | KLM-G2-40-0F4-GR-120 | KLM-G2-40-0F4-GRP-120 |
| 160 | KLM-G2-40-0F4-GR-160 | KLM-G2-40-0F4-GRP-160 |
| 200 | KLM-G2-40-0F4-GR-200 | KLM-G2-40-0F4-GRP-200 |
| 240 | KLM-G2-40-0F4-GR-240 | KLM-G2-40-0F4-GRP-240 |

| Cable Type | Length [m] | Part Number |
|--|------------|-------------------|
| Power cable 3 × 0,50 mm ² | 3 | KLA-PWR-X-03-HF-A |
| | 5 | KLA-PWR-X-05-HF-A |
| | 10 | KLA-PWR-X-10-HF-A |
| Sensor cable 7 × 0.25 mm ² | 3 | KLA-SNR-X-03-HF-A |
| | 5 | KLA-SNR-X-05-HF-A |
| | 10 | KLA-SNR-X-10-HF-A |

Notes:

- Both power and sensors cables are shielded cables made of PVC, Outer Diameter is 6 mm.
- On both extremities of each cable, there is one ferrite with 16 mm of outer diameter and 52 mm length.
- Operating temperature of both cables is in the range of -20° C to + 75° C.
- Cables are furnished with required connectors.
- Custom length of cables is available on request.

Accessories

Drivers (choose one from below)

- TCP/IP **KDRV-3-MK-TP** Electronic Driver with Ethernet
- KDRV-3-MK-PF** Electronic Driver with Profinet Module
- KDRV-3-MK-ET** Electronic Driver with EtherCat Module
- KDRV-1-MK** General Purpose Driver Digital I/Os
- KDRV-3-MK-PL** Electronic Driver with Power Link

Cable (choose from the "Ordering Data" section)

Setup

The motion setup is done through web server interface (GUI) embedded in the electronic controller which is needed to control the actuator.



Homberger S.p.A.

Via dei Lavoratori 12

20090 Buccinasco (Mi)

tel. +39 02 57 685 210

mail. commerciale@homberger.com

web www.homberger-soluzionindustriali.com